

2023 Mifflin County

Court of Common Pleas
Caseload Statistics for

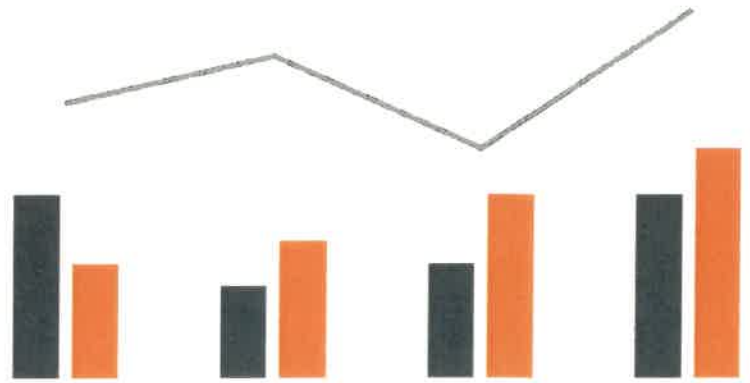
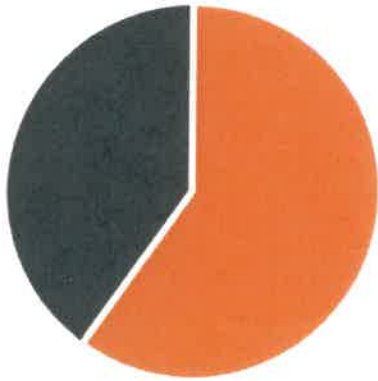


Table of Contents

CPCMS Criminal	Page 1
CPCMS Criminal - New Cases by Case Type	Page 2
Civil.....	Page 3
Civil - Docketed Cases Listed by Case Type.....	Page 4
Protection From Abuse.....	Page 5
Spousal & Child Support and Paternity	Page 6
Custody/Partial Custody/Visitation.....	Page 7
Divorce	Page 8
Juvenile Dependency - Active Dependent Inventory	Page 9
Juvenile Dependency - Adjudicated Dependent Inventory	Page 10
Juvenile Delinquency - Cases Pending Disposition.....	Page 11
Juvenile Delinquency - New Cases by Case Type	Page 12
Juvenile Delinquency - Formal Dispositions	Page 13
Juvenile Delinquency - Informal Dispositions	Page 14
Accounts.....	Page 15
Adoptions.....	Page 16
Relinquishments/Terminations	Page 17
Appointment of Guardians.....	Page 18
Jury Yield and Utilization	Page 19
Problem Solving Courts.....	Pages 20-21

Mifflin County

2023 Population estimate: 45,922

Class of County: 6th

No. of Common Pleas Court Judgeships: 2



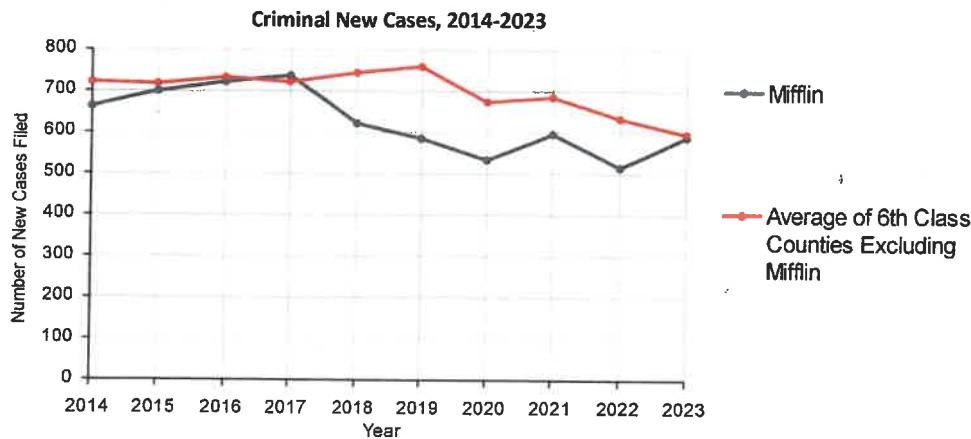
2023 Criminal	No. of Cases
Cases Pending 1/1/2023	161
New Cases Filed in 2023	590
Reopened Cases	8
Cases Available for Processing	759
Processed by:	
Withdrawn/Dismissed	36 6.6%
Diversionsary Disposition*	84 15.3%
Guilty Plea	413 75.4%
Non-Jury Trial	2 0.4%
Jury Trial	6 1.1%
Inactive	7 1.3%
Other	0
Total Cases Processed	548 100.0%

Age of Pending Cases as of 12/31/2023		
0-60 Days	93	44.1%
61-120 Days	21	10.0%
121-180 Days	29	13.7%
181-240 Days	15	7.1%
241-300 Days	18	8.5%
301-360 Days	7	3.3%
Over 360 Days	28	13.3%
Total	211	100.0%

Cases Pending 12/31/2023	211
Cases Awaiting Sentencing	3

Data provided by CPCMS

* Includes other diversionary programs such as Veterans Court.



Mifflin County

2023 Population: 45,922
 Class of County: 6th
 No. of Common Pleas Judgeships: 2

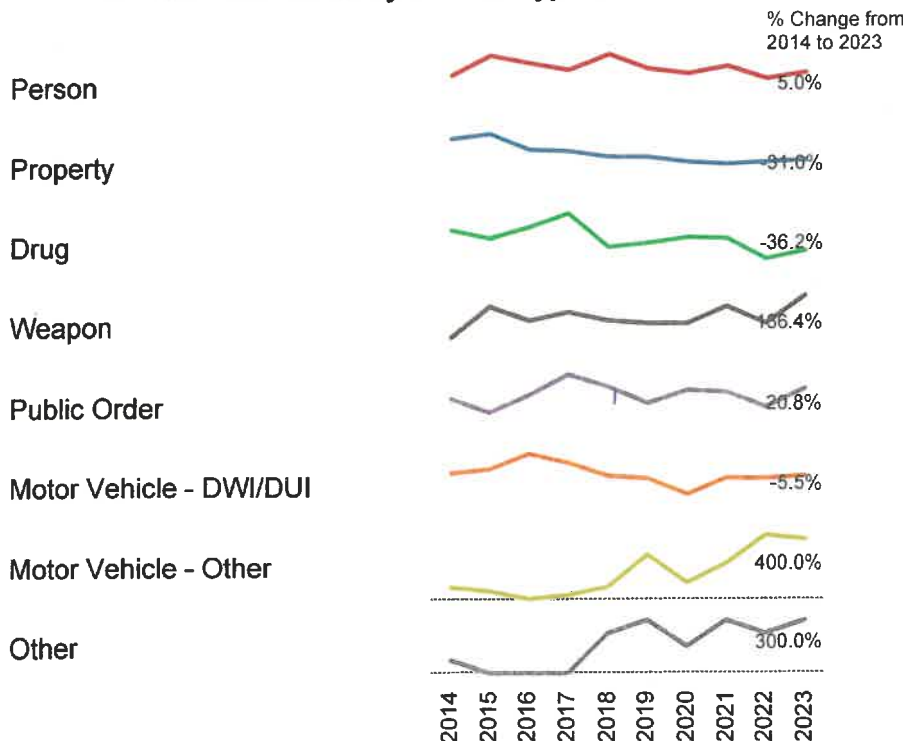


2023 Criminal - New Cases by Offense Type

Case Type	Felony	Misdemeanor	Summary	Total	
Person	60	46	0	106	18.0%
Property	66	70	2	138	23.4%
Drug	20	63	0	83	14.1%
Weapon	17	9	0	26	4.4%
Public Order	25	39	0	64	10.8%
Motor Vehicle - DWI/DUI	8	146	0	154	26.1%
Motor Vehicle - Other	0	15	0	15	2.5%
Other	4	0	0	4	0.7%
Total	200	388	2	590	100.0%
	33.9%	65.8%	0.3%	100.0%	

Data provided by CPCMS

Criminal New Cases by Offense Type, 2014-2023



Mifflin County

2023 Population estimate: 45,922

Class of County: 6th

No. of Common Pleas Court Judgeships: 2

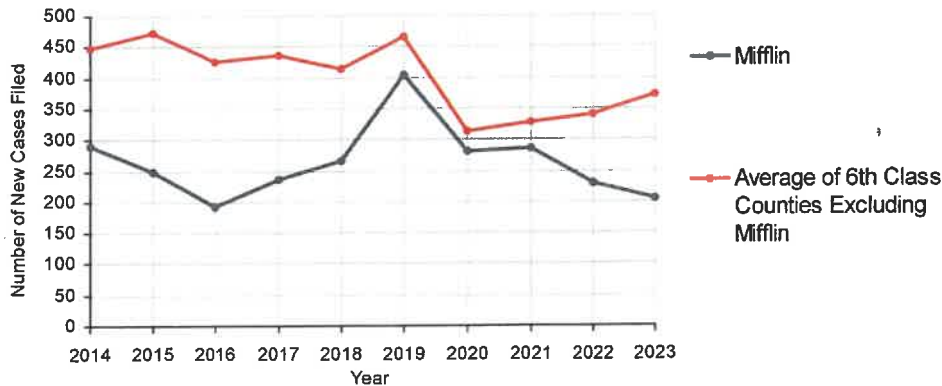


2023 Civil	Civil Action	Other	Total
Cases Pending 1/1/2023	143	258	401
Docketed Cases	109	95	204
Arbitration Appeals	0	0	0
Transferred In	0	0	0
Returned to Active	3	0	3
Cases Available for Processing	255	353	608
Processed By:			
Default Judgments	47	49	96
Cases Decided by Arbitration Board	2	0	2
Dispositive Motions	0	0	0
Settlements	6	7	13
Moved to Inactive Status	1	1	2
Transferred/Withdrawn	0	0	0
Dismissed/Discontinued	61	29	90
Administrative Purge	10	15	25
Other	6	28	34
Jury Trial	1	0	1
Non-Jury Trial	0	0	0
Total Cases Processed	134	129	263
Cases Pending 12/31/2023	121	224	345

Age of Pending Cases as of 12/31/2023 (Civil Action Only)

0-6 months	56	46.3%
7-12 months	16	13.2%
13-18 months	14	11.6%
19-24 months	10	8.3%
25-30 months	4	3.3%
31-36 months	5	4.1%
37-42 months	5	4.1%
43-48 months	3	2.5%
49-54 months	1	0.8%
55-60 months	2	1.7%
61-66 months	3	2.5%
67-72 months	0	
Over 72 months	2	1.7%
Total	121	100.0%

Docketed Cases, 2014-2023

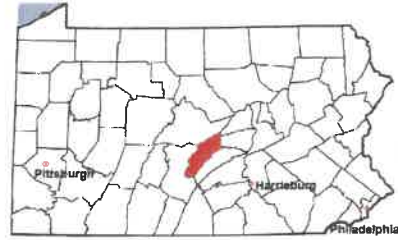


Mifflin County

2023 Population estimate: 45,922

Class of County: 6th

No. of Common Pleas Court Judgeships: 2



2023 Civil - Docketed Cases Listed by Case Type

TORT	18	8.8%	REAL PROPERTY	54	26.5%
<i>(does not include mass tort)</i>					
Intentional	0		Ejectment*	6	
Malicious Prosecution	1		Eminent Domain/Condemnation*	1	
Motor Vehicle	10		Ground Rent	0	
Nuisance	0		Landlord/Tenant Dispute	1	
Premise Liability	2		Mortgage Foreclosure:		
Product Liability	0		Residential*	35	
Slander/Libel/Defamation	1		Commercial*	1	
Other	4		Partition of Real Property*	2	
MASS TORT	0		Quiet Title*	5	
Asbestos	0		Other*	3	
Tobacco	0		CIVIL APPEALS	10	4.9%
Toxic Tort - DES	0		<i>- Administrative Agencies</i>		
Toxic Tort - Implant	0		Board of Assessment*	0	
Toxic Waste	0		Board of Elections*	0	
Other	0		Dept. of Transportation*	8	
PROFESSIONAL LIABILITY	4	2.0%	Zoning Board*	0	
Dental	0		Statutory Appeal - Other*	1	
Legal	0		Other*	1	
Medical Malpractice	4		MISCELLANEOUS	32	15.7%
Other	0		Common Law/		
CONTRACT	86	42.2%	Statutory Arbitration*	0	
<i>(does not include judgments)</i>			Declaratory Judgment*	2	
Buyer Plaintiff	0		Mandamus*	0	
Debt Collection: Credit Card	44		Non-Domestic Relations		
Debt Collection: Other	37		Restraining Order*	0	
Employment Dispute: Discrimination	0		Quo Warranto*	0	
Employment Dispute: Other	1		Replevin*	1	
Other	4		Other*	29	
			TOTAL DOCKETED CASES:	204	100.0%

Of the Docketed Cases:

Pro Se Filings: 20 9.8% Class Action Suits: 0 MDJ Appeals: 4 2.0%

*Civil Other

Mifflin County

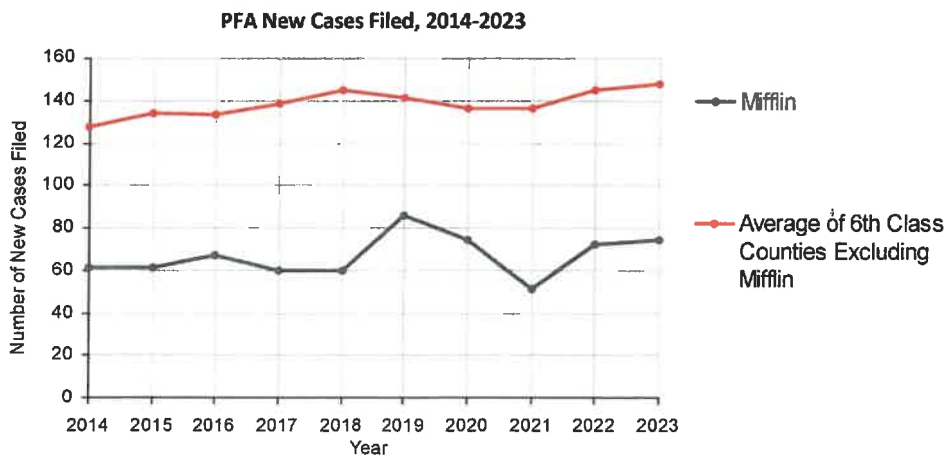
2023 Population estimate: 45,922
 Class of County: 6th
 No. of Common Pleas Court Judgeships: 2



2023 Protection From Abuse

	No. of Petitions
Cases Pending 1/1/2023	9 (R)
New Cases Filed in 2023	74
<i>Of these, Petitions Requesting Temporary Orders: 74 (100.0%)</i>	
<i>Temporary Orders DENIED: 3 (4.1%), Temporary Orders GRANTED: 71 (95.9%)</i>	
Cases Available for Processing	83
Processed By:	
Temporary Order DENIED After Ex Parte Hearing and No Evidentiary Hearing Scheduled	1 1.4%
Temporary Order DISMISSED After Evidentiary Hearing and No Final Order Entered	15 21.7%
Final Order DENIED After Evidentiary Hearing Before a Judge or a Judicial Officer	7 10.1%
Final Order GRANTED After Evidentiary Hearing Before a Judge or a Judicial Officer	13 18.8%
Plaintiff Did Not Appear For Evidentiary Hearing	3 4.3%
Final Order by STIPULATION OR AGREEMENT Between the Parties	19 27.5%
Petition WITHDRAWN by Plaintiff	6 8.7%
TRANSFERRED to Another Jurisdiction	0
Other	5 7.2%
Cases Processed	69 100.0%
Cases Pending 12/31/2023	14

(R) - Revised



Note. The average of 6th class counties for 2023 excludes Tioga County due to unavailable data.

Mifflin County

2023 Population estimate: 45,922

Class of County: 6th

No. of Common Pleas Court Judgeships: 2



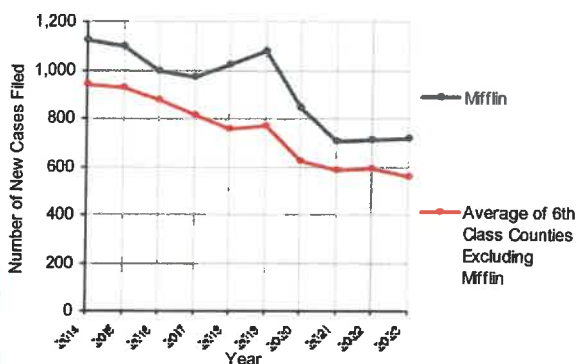
2023 Spousal & Child Support	No. of Petitions
Cases Pending 1/1/2023	101
New Cases Filed in 2023	716
Dockets Transferred In (+)	11
Dockets Transferred Out (-)	11
Cases Available for Processing	817
Processed By:	
Judge	17 2.3%
Intake Officer	713 97.7%
Hearing Officer	0
Other	0
Cases Processed	730 100.0%
Cases Pending 12/31/2023	87

Data provided by PACSES

2023 Paternity	No. of Cases
Acknowledgements Filed:	
Non-Domestic Relations Section	60 88.2%
During Conference	8 11.8%
Non-Stipulated (post genetic test)	0
Pre-Trial Conference	0
Total	68 100.0%
Established:	
Stipulated by Genetic Tests	24 70.6%
Default - Father Failed to Appear	0
Adjudication by Court Proceeding	0
Out of State	10 29.4%
Total	34 100.0%
Cases Pending 12/31/2023	9

Data provided by PACSES

Spousal & Child Support New Cases, 2014-2023



DEFINITIONS:

ACKNOWLEDGEMENTS FILED:

NON-DOMESTIC RELATIONS SECTION: The voluntary Acknowledgement of Paternity by the alleged father.
DURING CONFERENCE: The alleged father signed the Acknowledgement of Paternity-Waiver of Trial (PE-010) at the initial child support conference.
NON-STIPULATED (POST GENETIC TEST): The alleged father signed the Acknowledgement of Paternity-Waiver of Trial after genetic tests were conducted and resulted in the alleged father being determined to be the biological father.
PRE-TRIAL CONFERENCE: The alleged father signed the Acknowledgement of Paternity-Waiver of Trial at the pre-trial conference.

ESTABLISHED:

STIPULATED BY GENETIC TESTS: The alleged father requested genetic tests and signed a stipulation that if the test results had a 99% or higher probability of paternity then the alleged father would be stipulated as the biological father of the child.
DEFAULT - FATHER FAILED TO APPEAR: The alleged father failed to appear after being served for either a support conference, hearing, or genetic test and a default paternity order was entered by the court.
ADJUDICATION BY COURT PROCEEDING: The alleged father was determined to be the biological father of the child through a court proceeding.
OUT OF STATE: Paternity was established in another state, "Out of state only".

Mifflin County

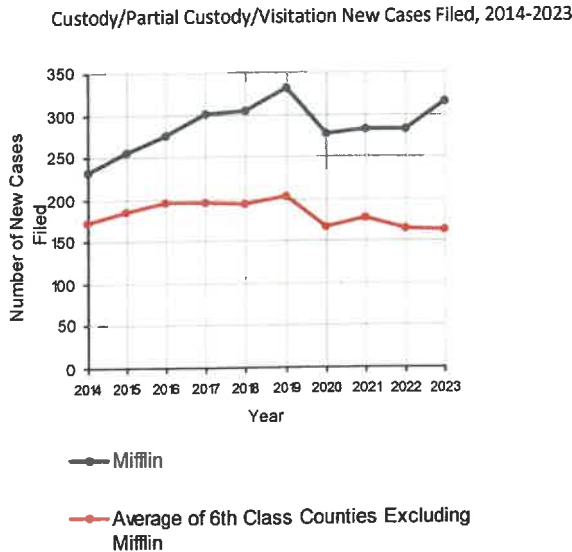
2023 Population Estimate: 45,922
 Class of County: 6th
 No. of Common Pleas Court Judgeships: 2



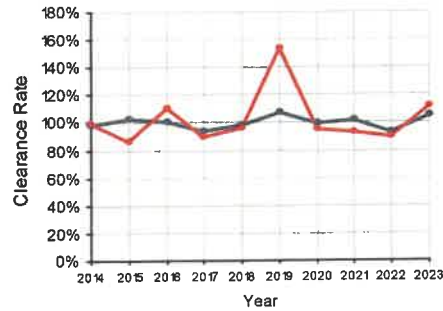
2023 Custody/Partial Custody/Visitation

No. of Petitions

Cases Pending 1/1/2023	66	
New Cases Filed in 2023	315	
Cases Available for Processing	381	
Processed By:		
Judge	153	46.5%
Non-Judicial Officer	0	
Administrative Review/Purge	0	
Other	176	53.5%
Cases Processed	329	100.0%
Cases Pending 12/31/2023	52	

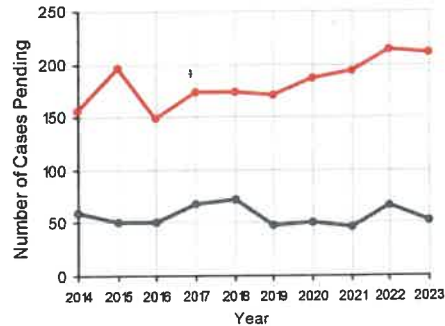


Clearance Rate, 2014-2023



Note: Clearance Rate = Cases Processed / New Cases Filed

Cases Pending at the End of Year, 2014-2023



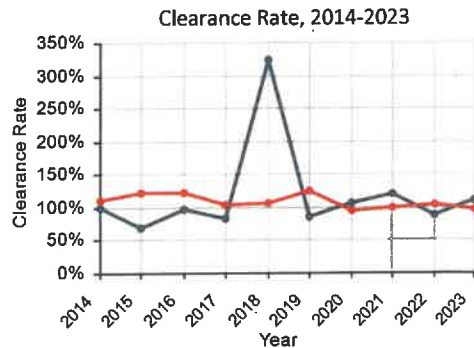
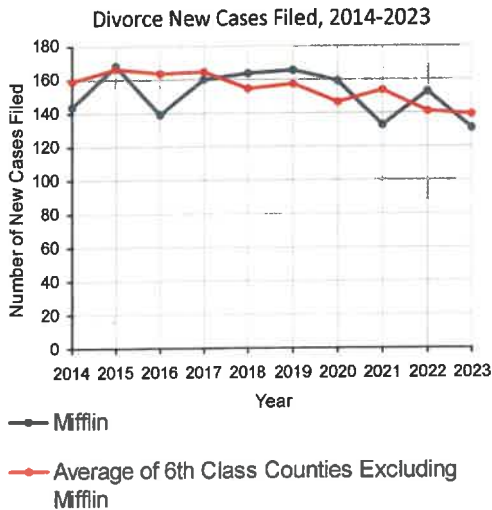
Mifflin County

2023 Population estimate: 45,922
 Class of County: 6th
 No. of Common Pleas Court Judgeships: 2

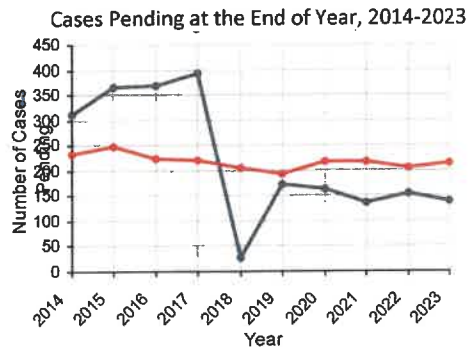


2023 Divorce

	No. of Petitions
Cases Pending 1/1/2023	153
New Cases Filed in 2023	131
Cases Available for Processing	284
Processed By:	
Contested Before a Judge	0
Contested Before a Non-Judicial Officer	0
Uncontested	111 76.6%
Administrative Review/Purge	26 17.9%
Other	8 5.5%
Cases Processed	145 100.0%
Cases Pending 12/31/2023	139



Note: Clearance Rate = Cases Processed / New Cases Filed



Mifflin County

2023 Population estimate: 45,922

Class of County: 6th

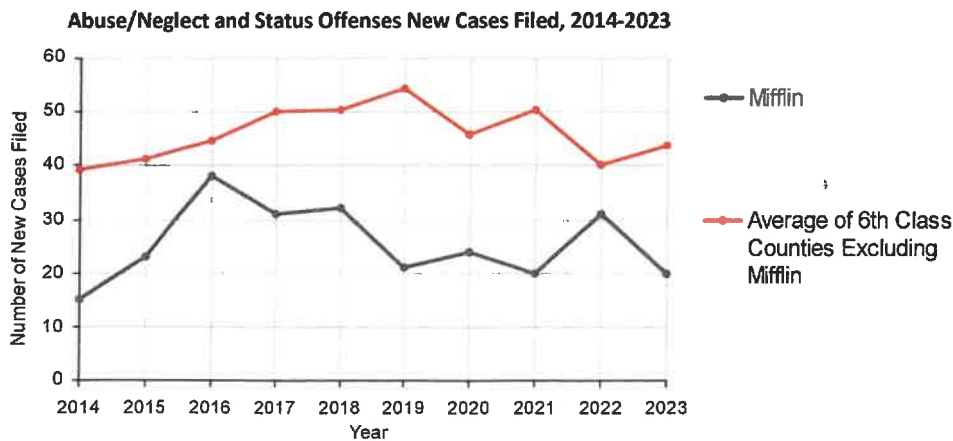
No. of Common Pleas Court Judgeships: 2



2023 Juvenile Dependency - Petitions Pending Adjudication

	Abuse/ Neglect	Status Offenses	Total
Cases Pending 1/1/2023	7	0	7
New Petitions Filed in 2023	20	0	20
Other	1	0	1
Total Petitions Available for Processing	28	0	28
Processed by:			
Adjudicated Dependent			
Judge	22	0	22
Juvenile Court Hearing Officer	0	0	0
Adjudicated NOT Dependent			
Judge	0	0	0
Juvenile Court Hearing Officer	0	0	0
Withdrawn/Dismissed/Inactive	0	0	0
Other	6	0	6
Total Petitions Processed	28	0	28
Cases Pending 12/31/2023	0	0	0

Data provided by CPCMS

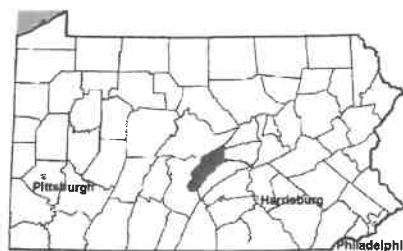


Mifflin County

2023 Population estimate: 45,922

Class of County: 6th

No. of Common Pleas Court Judgeships: 2



2023 Juvenile Dependency - Adjudicated Dependent Inventory

	Abuse/ Neglect	Status Offenses	Total
Cases Pending 1/1/2023	38	0	38
New Adjudicated Dependent Cases	22	0	22
Other	0	0	0
Total Adjudicated Dependent Cases	60	0	60
<u>Court Supervision Terminated:</u>			
Family Reunification	11 55.0%	0	11 55.0%
Adoption	5 25.0%	0	5 25.0%
Placement with a Relative/Guardian	3 15.0%	0	3 15.0%
Aged Out	1 5.0%	0	1 5.0%
Other Permanency Outcomes*	0	0	0
Other**	0	0	0
Total Adjudicated Dependent Cases Terminated	20 100.0%	0 100.0%	20 100.0%
Cases Pending 12/31/2023	40	0	40

Data provided by CPCMS

* Other Permanency Outcomes include: adjudicated delinquent, death due to natural causes, emancipation, permanent living arrangement, and parent has come forward.

** Other includes cases where court supervision is terminated due to transfer out of jurisdiction, withdrawal and administrative closure.

Mifflin County

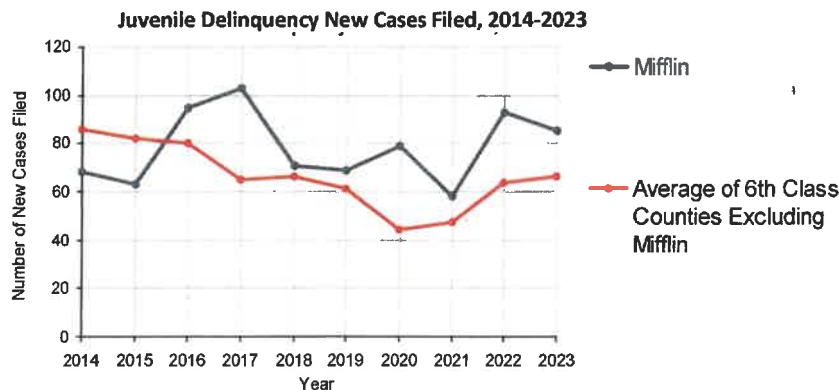
2023 Population estimate: 45,922
 Class of County: 6th
 No. of Common Pleas Court Judgeships: 2



2023 Juvenile Delinquency - Cases Pending Disposition

Begin Pending	15
New Cases	85
Consent Decree Revoked	2
Informal Adjustment Program Revoked	0
Alternative Program Revoked	0
Warrant Returned	0
Other	4
Total Cases Available for Disposition	106
Warrant Issued	0
Disposed by:	
Adjudicated Delinquent by a Judge	35
Adjudicated Delinquent by a Juvenile Court Hearing Officer	0
Consent Decree Entered	25
Informal Adjustment Program Entered	0
Warned and Counseled (Pre-Petition)	0
Dismissed/Withdrawn/Transferred	8
Transferred to Criminal Court	0
Other	18
Total Cases Disposed	86
End Pending	20

Data provided by CPCMS



Mifflin County

2023 Population: 45,922
 Class of County: 6th
 No. of Common Pleas Judgeships: 2

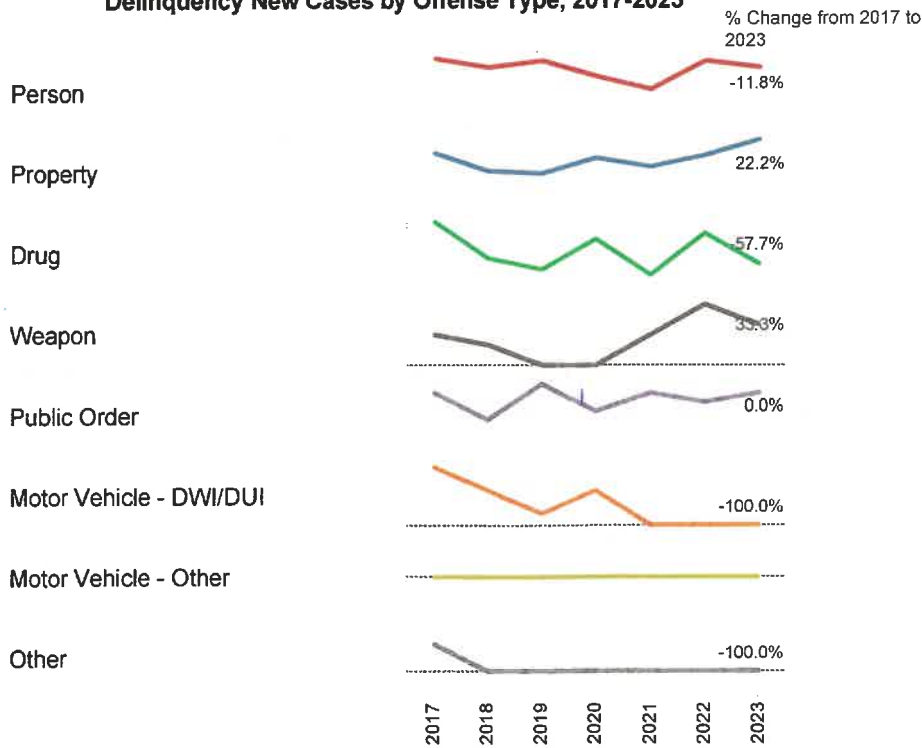


2023 Delinquency - New Cases by Offense Type

Case Type	Felony	Misdemeanor	Summary	Total	
Person	8	22	0	30	35.3%
Property	6	27	0	33	38.8%
Drug	1	10	0	11	12.9%
Weapon	1	3	0	4	4.7%
Public Order	1	6	0	7	8.2%
Motor Vehicle - DWI/DUI	0	0	0	0	0.0%
Motor Vehicle - Other	0	0	0	0	0.0%
Other	0	0	0	0	0.0%
Total	17	68	0	85	100.0%
	20.0%	80.0%	0.0%	100.0%	

Data provided by CPCMS

Delinquency New Cases by Offense Type, 2017-2023



Mifflin County

2023 Population estimate: 45,922

Class of County: 6th

No. of Common Pleas Court Judgeships: 2



2023 Juvenile Delinquency - Formal Dispositions

Begin Pending	40
Adjudicated Delinquent by a Judge	35
Adjudicated Delinquent by a Juvenile Court Hearing Officer	0
Warrant Returned	0
Other	0
Total Adjudicated Delinquent Cases	75
Warrant Issued	0
Court Supervision Terminated:	
Conditions Satisfied	14
Compelling Reasons	11
Reached Age 21	0
Transferred to Another Juvenile Court	0
Other	0
Total Adjudicated Delinquent Cases Terminated	25
End Pending	50

(R) - Revised

Data provided by CPCMS

Mifflin County

2023 Population estimate: 45,922
 Class of County: 6th
 No. of Common Pleas Court Judgeships: 2

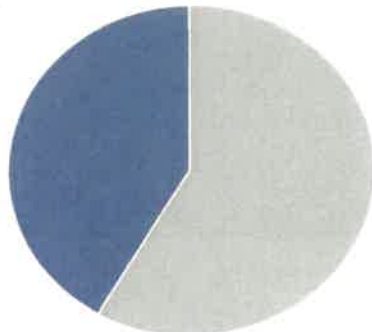


2023 Juvenile Delinquency - Informal Dispositions

Pending Consent Decrees	12
Pending Informal Adjustments	0
New Consent Decrees	25
New Informal Adjustments	0
Warrant Returned	0
Other	0
Cases Informally Disposed	37
Warrant Issued	0
Terminated by:	
Consent Decree Completed	22
Informal Adjustment Completed	0
Consent Decree Revoked	2
Informal Adjustment Program Revoked	0
Other	0
Total Informally Disposed Cases Terminated	24
End Pending	13

(R) - Revised
 Data provided by CPCMS

Informal Dispositions: **42%**



Delinquency Cases are disposed either formally, at a proceeding held before a judge or hearing officer, or informally without a proceeding. Informal dispositions include informal adjustments supervised by a juvenile probation officer; consent decrees agreed upon with the District Attorney after a petition is filed; or other pre-petition process by the juvenile probation department.

Mifflin County

2023 Population estimate: 45,922

Class of County: 6th

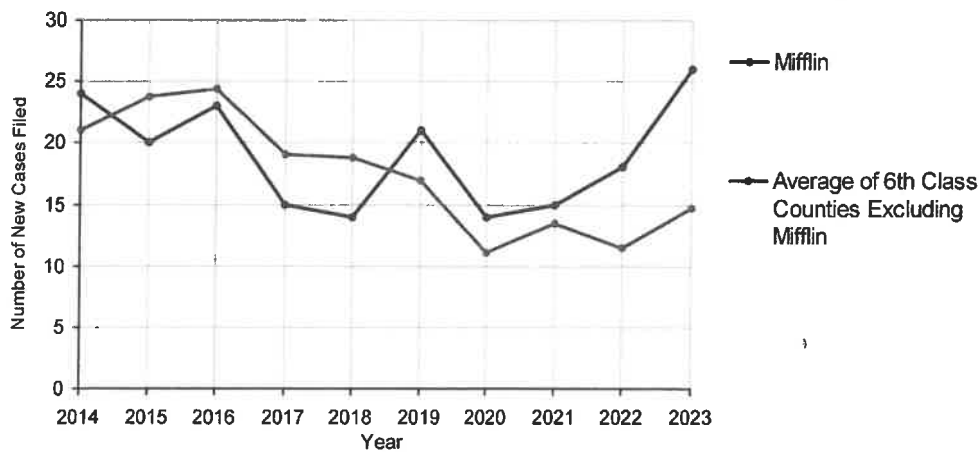
No. of Common Pleas Court Judgeships: 2



2023 Accounts

	No. of Cases	
Cases Pending 1/1/2023	2	
New Cases Filed in 2023	26	
Cases Available for Processing	28	
Processed By:		
Contested before a Judge	0	
Contested before a Non-Judicial Officer	0	
Uncontested	24	100.0%
Other	0	
Cases Processed	24	100.0%
Cases Pending 12/31/2023	4	

Accounts New Cases Filed, 2014-2023



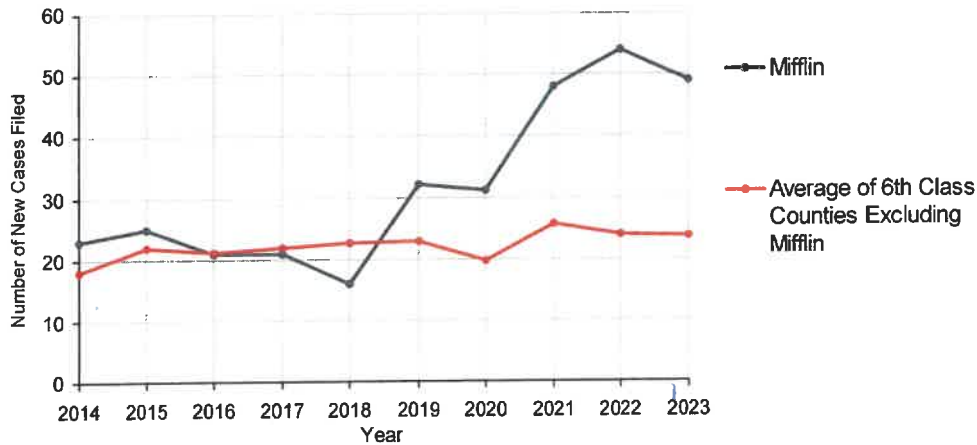
Mifflin County

2023 Population estimate: 45,922
 Class of County: 6th
 No. of Common Pleas Court Judgeships: 2



2023 Adoptions		No. of Cases	
Cases Pending 1/1/2023		10	
New Cases Filed in 2023		49	
Cases Available for Processing		59	
Processed By:			
Contested before a Judge	Granted	0	
	Denied	0	
Uncontested	Granted	47	97.9%
	Denied	0	
Other		1	2.1%
Cases Processed		48	100.0%
Cases Pending 12/31/2023		11	

Adoptions New Cases Filed, 2014-2023



Mifflin County

2023 Population estimate: 45,922

Class of County: 6th

No. of Common Pleas Court Judgeships: 2

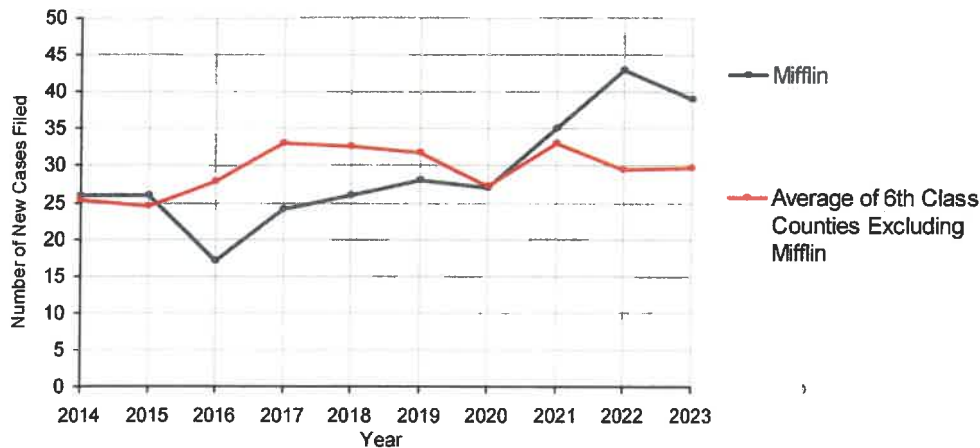


2023 Relinquishments/Terminations

	No. of Cases
Cases Pending 1/1/2023	11 (R)
New Cases Filed in 2023	39
Cases Available for Processing	50
Processed By:	
Contested before a Judge	7 16.7%
Uncontested	33 78.6%
Other	2 4.8%
Cases Processed	42 100.0%
Cases Pending 12/31/2023	8

(R) - Revised

Relinquishments/Terminations New Cases Filed, 2014-2023



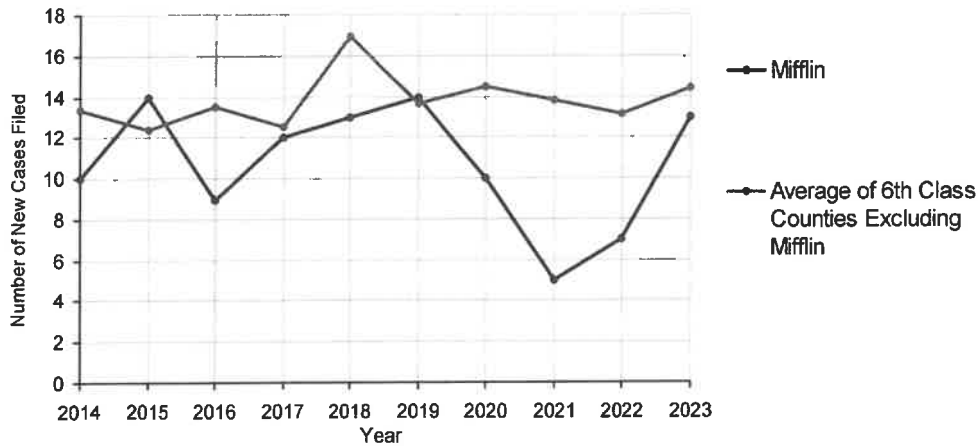
Mifflin County

2023 Population estimate: 45,922
 Class of County: 6th
 No. of Common Pleas Court Judgeships: 2



2023 Appointment of Guardians	No. of Cases	
Cases Pending 1/1/2023	1	
New Cases Filed in 2023	13	
Cases Available for Processing	14	
Processed By:		
Contested before a Judge	0	
Uncontested	8	80.0%
Other	2	20.0%
Cases Processed	10	100.0%
Cases Pending 12/31/2023	4	

Appointment of Guardians New Cases Filed, 2014-2023



Mifflin County

2023 Population estimate: 45,922
 Class of County: 6th
 No. of Common Pleas Court Judgeships: 2



2023 Jury Yield and Utilization

Jury Yield

Qualification Questionnaires/Summonses Mailed:	859	A		
Returned Undeliverable:	31	B	3.6%	Of Qualification Questionnaires/ Summonses Mailed
Not Responded to:	28	C	3.3%	
the Number of Prospective Jurors:				
Disqualified:	48	D	5.6%	
Exempted:	1	E	0.1%	
Excused:	173	F	20.1%	
Deferred to New Term:	89	G	10.4%	
Deferred from Previous Term:	88	H	10.2%	
Total Number of Qualified Jurors Available for Service:	577	I	67.2%	

I=A-B-C-D-E-F-G+H

Jury Utilization

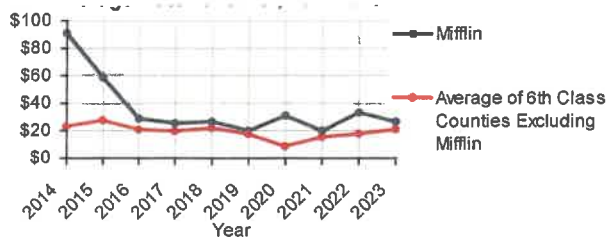
the Number of Jurors:			
Reporting for Service:	504	87.3%	Of Jurors Qualified and Available
Told Not to Report for Service:	131	22.7%	
Sent to Courtroom for Jury Selection (Voir Dire):	411	81.5%	Of Jurors Reporting for Service
Impaneled or Sworn (jurors/alternates):	182	36.1%	
Removed for Cause/Hardship:	61		
Removed by Peremptory Challenge:	168		
Number of Jury Trials Started:	7		
Pool Days:	7		
Zero Panel Days	0		(Of Pool Days)

Jury Costs

Total Annual Budget for Juror Operations:	\$22,745.00	J
Average Cost Per Juror:	\$26.48	K

K=J/A

Average Cost Per Juror, 2014-2023



Mifflin County

2023 Problem Solving Courts

13 Discharges

22 Admissions

Of All Court Participants Discharged:



Adult Drug Court

22

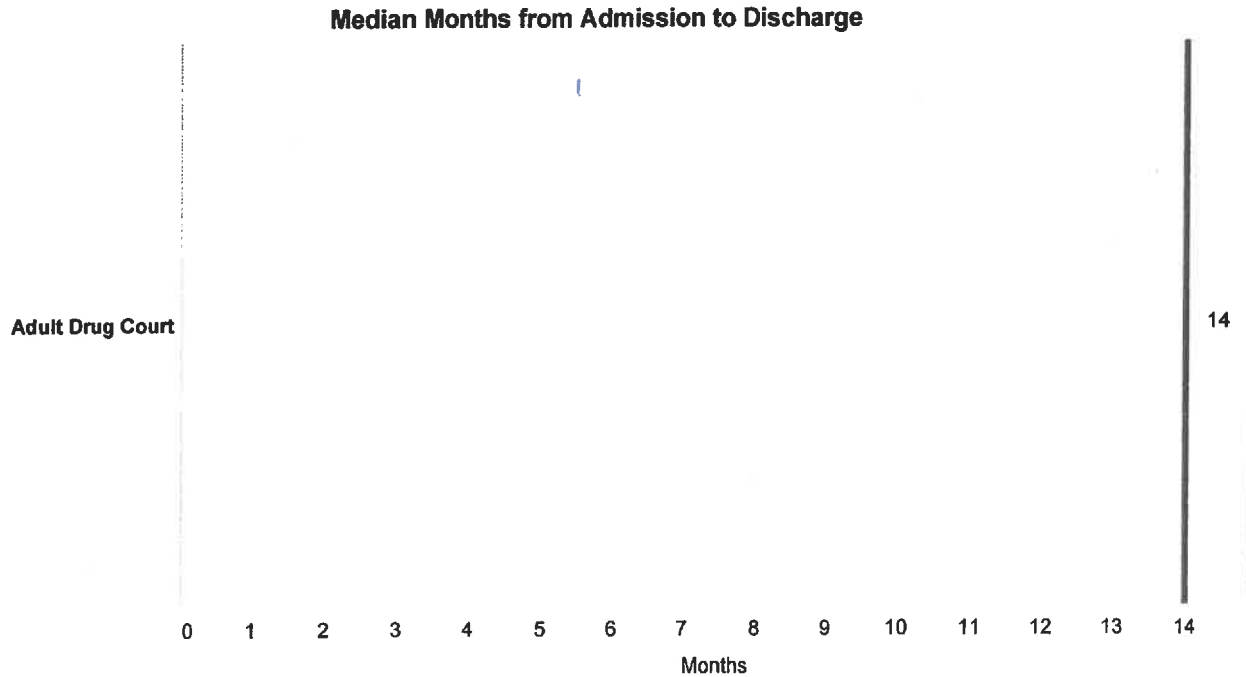
Discharge Reason

	Successfully Completed	Total Discharges
Adult Drug Court	13 (100.0%)	13 (100.0%)

1

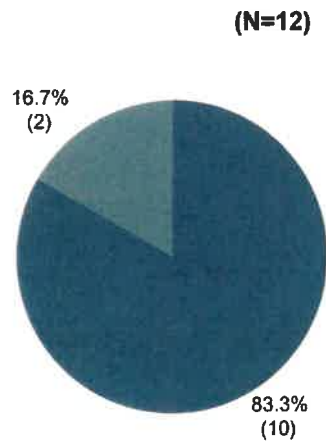

Mifflin County

2023 Problem Solving Courts



Among successful graduates, there was a 50% increase in employment.

83% of the employed successful graduates were employed full time:



15% (2) of all participants have improved in **education level** at discharge.

■ Employed Full Time
■ Employed Part Time