

Mifflin County

2022 Population estimate: 45,988

Class of County: 6th

No. of Common Pleas Court Judgeships: 2

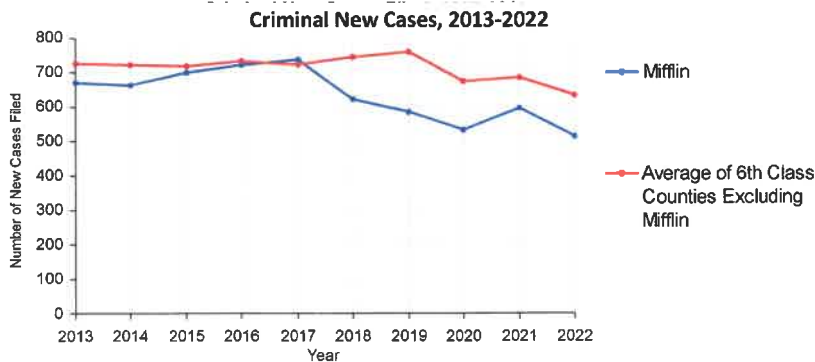


2022 Criminal	No. of Cases
Cases Pending 1/1/2022	195
New Cases Filed in 2022	516
Reopened Cases	12
Cases Available for Processing	723
Processed by:	
Withdrawn/Dismissed	30 5.3%
Diversionsary Disposition*	29 5.2%
Guilty Plea	486 86.5%
Non-Jury Trial	2 0.4%
Jury Trial	6 1.1%
Inactive	8 1.4%
Other	1 0.2%
Total Cases Processed	562 100.0%
Cases Pending 12/31/2022	161
Cases Awaiting Sentencing	11

Age of Pending Cases as of 12/31/2022		
0-60 Days	61	37.9%
61-120 Days	32	19.9%
121-180 Days	21	13.0%
181-240 Days	13	8.1%
241-300 Days	8	5.0%
301-360 Days	3	1.9%
Over 360 Days	23	14.3%
Total	161	100.0%

Data provided by CPCMS

* Includes other diversionary programs such as Veterans Court.



Mifflin County

2022 Population: 45,988
 Class of County: 6th
 No. of Common Pleas Judgeships: 2

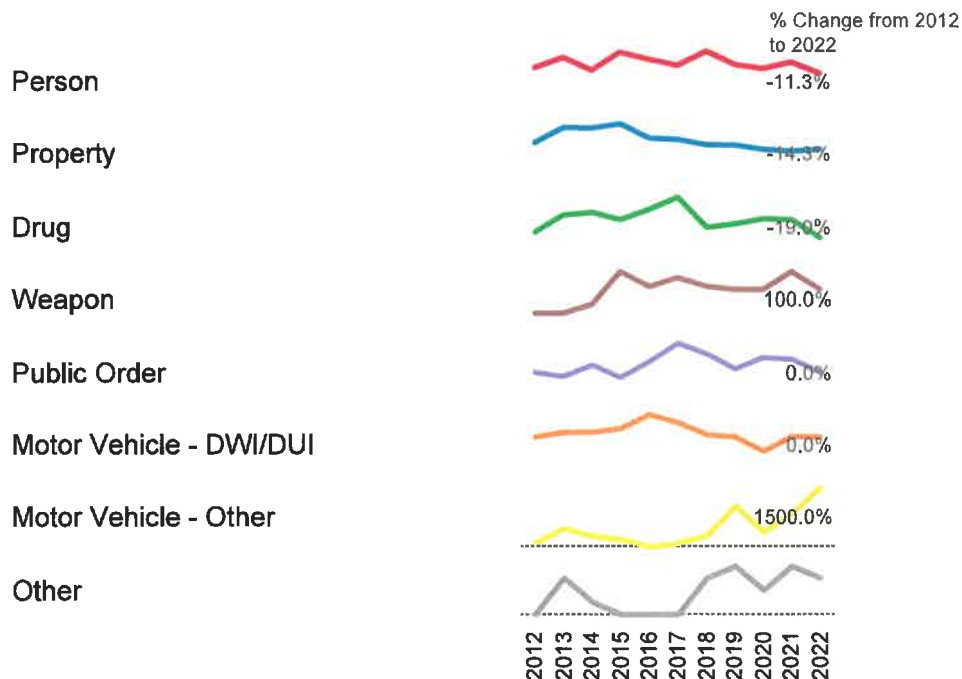


2022 Criminal - New Cases by Offense Type

Case Type	Felony	Misdemeanor	Summary	Total	
Person	51	43	0	94	18.2%
Property	66	66	0	132	25.6%
Drug	23	41	0	64	12.4%
Weapon	11	5	0	16	3.1%
Public Order	11	33	0	44	8.5%
Motor Vehicle - DWI/DUI	3	144	0	147	28.5%
Motor Vehicle - Other	3	13	0	16	3.1%
Other	3	0	0	3	0.6%
Total	171	345	0	516	100.0%
	33.1%	66.9%	0.0%	100.0%	

Data provided by CPCMS

Criminal New Cases by Offense Type, 2012-2022



Mifflin County



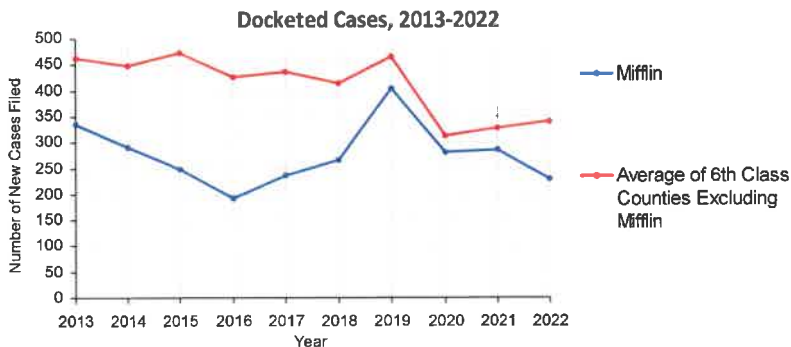
2022 Population estimate: 45,988

Class of County: 6th

No. of Common Pleas Court Judgeships: 2

2022 Civil	Civil Action	Other	Total	
Cases Pending 1/1/2022	154	268	422 (R)	
Docketed Cases	113	116	229	
Arbitration Appeals	0	0	0	
Transferred In	0	0	0	
Returned to Active	2	0	2	
Cases Available for Processing	269	384	653	
Processed By:				Age of Pending Cases as of 12/31/2022 (Civil Action Only)
Default Judgments	55	34	89	0-6 months 40 28.0%
Cases Decided by Arbitration Board	0	0	0	7-12 months 20 14.0%
Dispositive Motions	0	0	0	13-18 months 19 13.3%
Settlements	12	6	18	19-24 months 16 11.2%
Moved to Inactive Status	0	0	0	25-30 months 9 6.3%
Transferred/Withdrawn	0	1	1	31-36 months 9 6.3%
Dismissed/Discontinued	46	55	101	37-42 months 6 4.2%
Administrative Purge	12	11	23	43-48 months 8 5.6%
Other	1	19	20	49-54 months 6 4.2%
Jury Trial	0	0	0	55-60 months 2 1.4%
Non-Jury Trial	0	0	0	61-66 months 2 1.4%
Total Cases Processed	126	126	252	67-72 months 3 2.1%
Cases Pending 12/31/2022	143	258	401	Over 72 months 3 2.1%
				Total 143 100.0%

(R) - Revised

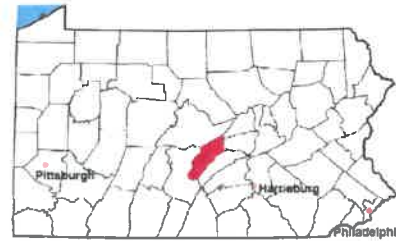


Mifflin County

2022 Population estimate: 45,988

Class of County: 6th

No. of Common Pleas Court Judgeships: 2



2022 Civil - Docketed Cases Listed by Case Type

TORT	13	5.7%	REAL PROPERTY	52	22.7%
<i>(does not include mass tort)</i>			Ejectment*	6	
Intentional	0		Eminent Domain/Condemnation*	2	
Malicious Prosecution	0		Ground Rent	0	
Motor Vehicle	9		Landlord/Tenant Dispute	8	
Nuisance	0		Mortgage Foreclosure:		
Premise Liability	2		Residential*	29	
Product Liability	0		Commercial*	1	
Slander/Libel/Defamation	0		Partition of Real Property*	1	
Other	2		Quiet Title*	4	
MASS TORT	0		Other*	1	
Asbestos	0		CIVIL APPEALS	13	5.7%
Tobacco	0		<i>- Administrative Agencies</i>		
Toxic Tort - DES	0		Board of Assessment*	1	
Toxic Tort - Implant	0		Board of Elections*	1	
Toxic Waste	0		Dept. of Transportation*	10	
Other	0		Zoning Board*	0	
PROFESSIONAL LIABILITY	7	3.1%	Statutory Appeal - Other*	0	
Dental	0		Other*	1	
Legal	0		MISCELLANEOUS	59	25.8%
Medical Malpractice	7		Common Law/		
Other	0		Statutory Arbitration*	0	
CONTRACT	85	37.1%	Declaratory Judgment*	2	
<i>(does not include judgments)</i>			Mandamus*	0	
Buyer Plaintiff	1		Non-Domestic Relations		
Debt Collection: Credit Card	47		Restraining Order*	0	
Debt Collection: Other	29		Quo Warranto*	1	
Employment Dispute: Discrimination	0		Replevin*	2	
Employment Dispute: Other	2		Other*	54	
Other	6		TOTAL DOCKETED CASES:	229	100.0%
Of the Docketed Cases:					
Pro Se Filings:	47	20.5%	Class Action Suits:	2	0.9%
			MDJ Appeals:	5	2.2%

*Civil Other

Mifflin County

2022 Population estimate: 45,988

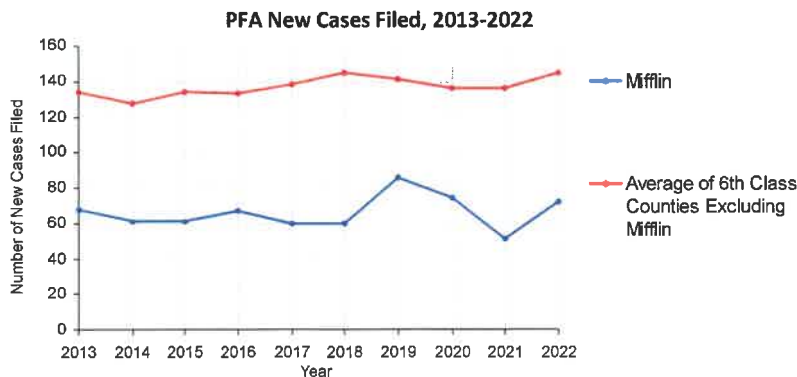
Class of County: 6th

No. of Common Pleas Court Judgeships: 2



2022 Protection From Abuse

	No. of Petitions
Cases Pending 1/1/2022	2
New Cases Filed in 2022	72
<i>Of these, Petitions Requesting Temporary Orders: 72 (100.0%)</i>	
<i>Temporary Orders DENIED: 3 (4.2%), Temporary Orders GRANTED: 69 (95.8%)</i>	
Cases Available for Processing	74
Processed By:	
Temporary Order DENIED After Ex Parte Hearing and No Evidentiary Hearing Scheduled	0
Temporary Order DISMISSED After Evidentiary Hearing and No Final Order Entered	13 20.3%
Final Order DENIED After Evidentiary Hearing Before a Judge or a Judicial Officer	5 7.8%
Final Order GRANTED After Evidentiary Hearing Before a Judge or a Judicial Officer	14 21.9%
Plaintiff Did Not Appear For Evidentiary Hearing	2 3.1%
Final Order by STIPULATION OR AGREEMENT Between the Parties	19 29.7%
Petition WITHDRAWN by Plaintiff	11 17.2%
TRANSFERRED to Another Jurisdiction	0
Other	0
Cases Processed	64 100.0%
Cases Pending 12/31/2022	10

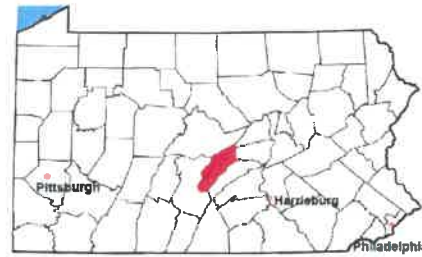


Mifflin County

2022 Population estimate: 45,988

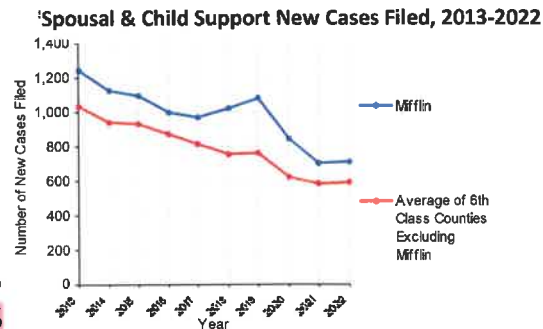
Class of County: 6th

No. of Common Pleas Court Judgeships: 2



2022 Spousal & Child Support	No. of Petitions
Cases Pending 1/1/2022	84
New Cases Filed in 2022	709
Dockets Transferred In (+)	10
Dockets Transferred Out (-)	13
Cases Available for Processing	790
Processed By:	
Judge	13 1.9%
Intake Officer	676 98.1%
Hearing Officer	0
Other	0
Cases Processed	689 100.0%
Cases Pending 12/31/2022	101

Data provided by PACSES



2022 Paternity	No. of Cases
Acknowledgements Filed:	
Non-Domestic Relations Section	82 93.2%
During Conference	6 6.8%
Non-Stipulated (post genetic test)	0
Pre-Trial Conference	0
Total	88 100.0%
Established:	
Stipulated by Genetic Tests	21 87.5%
Default - Father Failed to Appear	0
Adjudication by Court Proceeding	0
Out of State	3 12.5%
Total	24 100.0%
Cases Pending 12/31/2022	4

Data provided by PACSES

DEFINITIONS:

ACKNOWLEDGEMENTS FILED:

NON-DOMESTIC RELATIONS SECTION: The voluntary Acknowledgement of Paternity by the alleged father.

DURING CONFERENCE: The alleged father signed the Acknowledgement of Paternity-Waiver of Trial (PE-010) at the initial child support conference.

NON-STIPULATED (POST GENETIC TEST): The alleged father signed the Acknowledgement of Paternity-Waiver of Trial after genetic tests were conducted and resulted in the alleged father being determined to be the biological father.

PRE-TRIAL CONFERENCE: The alleged father signed the Acknowledgement of Paternity-Waiver of Trial at the pre-trial conference.

ESTABLISHED:

STIPULATED BY GENETIC TESTS: The alleged father requested genetic tests and signed a stipulation that if the test results had a 99% or higher probability of paternity then the alleged father would be stipulated as the biological father of the child.

DEFAULT - FATHER FAILED TO APPEAR: The alleged father failed to appear after being served for either a support conference, hearing, or genetic test and a default paternity order was entered by the court.

ADJUDICATION BY COURT PROCEEDING: The alleged father was determined to be the biological father of the child through a court proceeding.

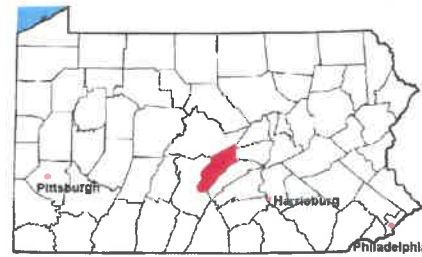
OUT OF STATE: Paternity was established in another state, "Out of state only".

Mifflin County

2022 Population Estimate: 45,988

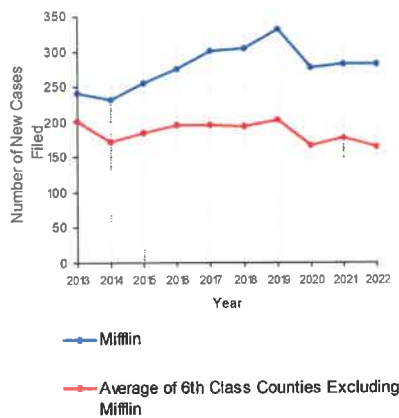
Class of County: 6th

No. of Common Pleas Court Judgeships: 2

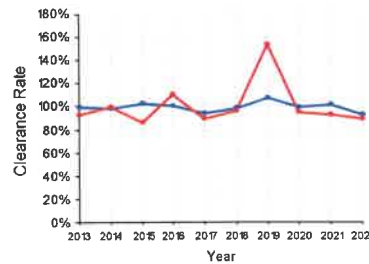


2022 Custody/Partial Custody/Visitation	No. of Petitions	
Cases Pending 1/1/2022	46	
New Cases Filed in 2022	282	
Cases Available for Processing	328	
Processed By:		
Judge	144	55.0%
Non-Judicial Officer	0	
Administrative Review/Purge	0	
Other	118	45.0%
Cases Processed	262	100.0%
Cases Pending 12/31/2022	66	

Ⓒ Custody/Partial Custody/Visitation New Cases Filed, 2013-2022

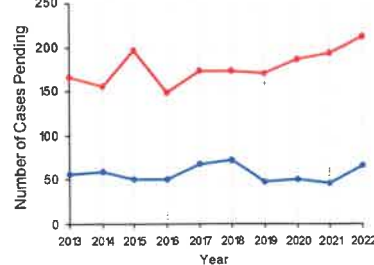


Clearance Rate, 2013-2022



Note: Clearance Rate = Cases Processed / New Cases Filed

Ⓒ Cases Pending at the End of Year, 2013-2022

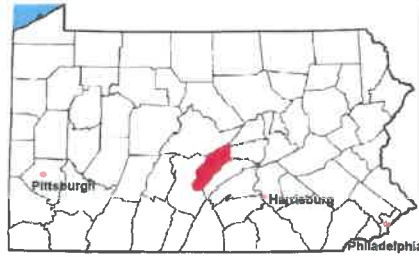


Mifflin County

2022 Population estimate: 45,988

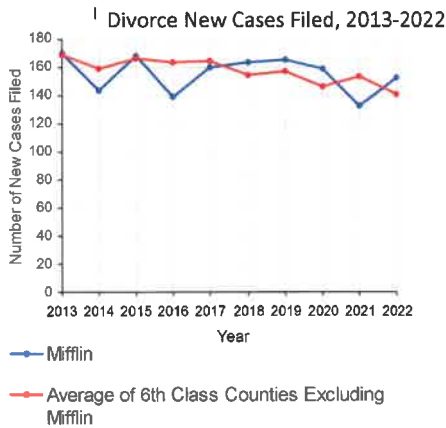
Class of County: 6th

No. of Common Pleas Court Judgeships: 2

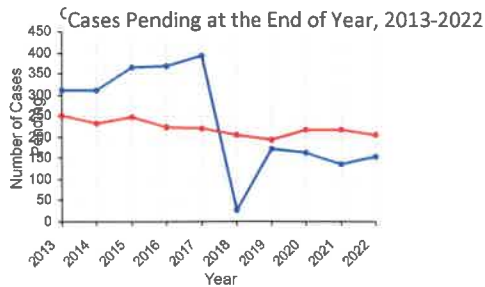


2022 Divorce

	No. of Petitions	
Cases Pending 1/1/2022	135	
New Cases Filed in 2022	153	
Cases Available for Processing	288	
Processed By:		
Contested Before a Judge	0	
Contested Before a Non-Judicial Officer	0	
Uncontested	115	85.2%
Administrative Review/Purge	10	7.4%
Other	10	7.4%
Cases Processed	135	100.0%
Cases Pending 12/31/2022	153	



Note: Clearance Rate = Cases Processed / New Cases Filed



Mifflin County

2022 Population estimate: 45,988

Class of County: 6th

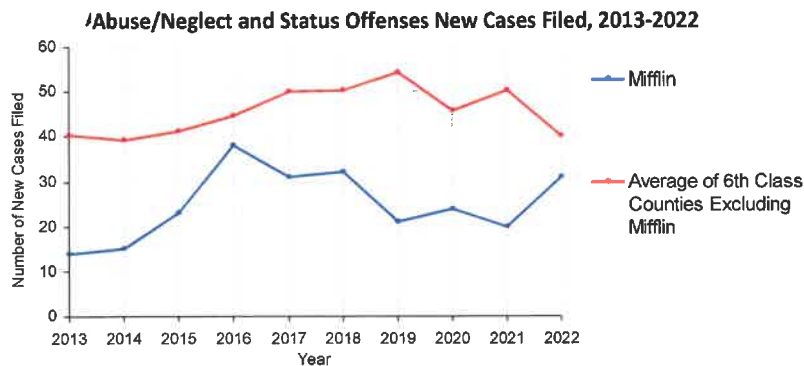
No. of Common Pleas Court Judgeships: 2



2022 Juvenile Dependency - Petitions Pending Adjudication

	Abuse/ Neglect	Status Offenses	Total
Cases Pending 1/1/2022	6	0	6
New Petitions Filed in 2022	31	0	31
Other	2	0	2
Total Petitions Available for Processing	39	0	39
Processed by:			
Adjudicated Dependent			
Judge	26	0	26
Juvenile Court Hearing Officer	0	0	0
Adjudicated NOT Dependent			
Judge	2	0	2
Juvenile Court Hearing Officer	0	0	0
Withdrawn/Dismissed/Transferred	0	0	0
Other	4	0	4
Total Petitions Processed	32	0	32
Cases Pending 12/31/2022	7	0	7

Data provided by CPCMS



Mifflin County

2022 Population estimate: 45,988

Class of County: 6th

No. of Common Pleas Court Judgeships: 2



2022 Juvenile Dependency - Adjudicated Dependent Inventory

	Abuse/ Neglect	Status Offenses	Total
Cases Pending 1/1/2022	32	0	32
New Adjudicated Dependent Cases	26	0	26
Other	2	0	2
Total Adjudicated Dependent Cases	60	0	60
<u>Court Supervision Terminated:</u>			
Family Reunification	3 13.0%	0	3 13.0%
Adoption	15 65.2%	0	15 65.2%
Placement with a Relative/Guardian	2 8.7%	0	2 8.7%
Aged Out	2 8.7%	0	2 8.7%
Other Permanency Outcomes*	0	0	0
Other**	1 4.3%	0	1 4.3%
Total Adjudicated Dependent Cases Terminated	23 100.0%	0 100.0%	23 100.0%
Cases Pending 12/31/2022	37	0	37

Data provided by CPCMS

* Other Permanency Outcomes include: adjudicated delinquent, death due to natural causes, emancipation, permanent living arrangement, and parent has come forward.

** Other includes cases where court supervision is terminated due to transfer out of jurisdiction, withdrawal and administrative closure.

Mifflin County

2022 Population estimate: 45,988

Class of County: 6th

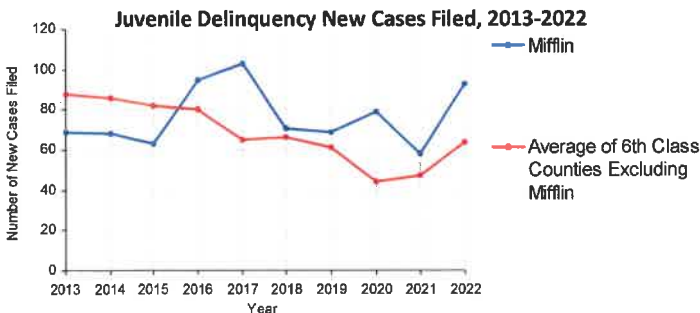
No. of Common Pleas Court Judgeships: 2



2022 Juvenile Delinquency - Cases Pending Disposition

Begin Pending	9
New Cases	93
Consent Decree Revoked	8
Informal Adjustment Program Revoked	0
Alternative Program Revoked	0
Warrant Returned	0
Other	7
Total Cases Available for Disposition	117
Warrant Issued	0
Disposed by:	
Adjudicated Delinquent by a Judge	53
Adjudicated Delinquent by a Juvenile Court Hearing Officer	0
Consent Decree Entered	28
Informal Adjustment Program Entered	0
Warned and Counseled (Pre-Petition)	0
Dismissed/Withdrawn/Transferred	8
Transferred to Criminal Court	0
Other	13
Total Cases Disposed	102
End Pending	15

Data provided by CPCMS



Mifflin County

2022 Population: 45,988
 Class of County: 6th
 No. of Common Pleas Judgeships: 2

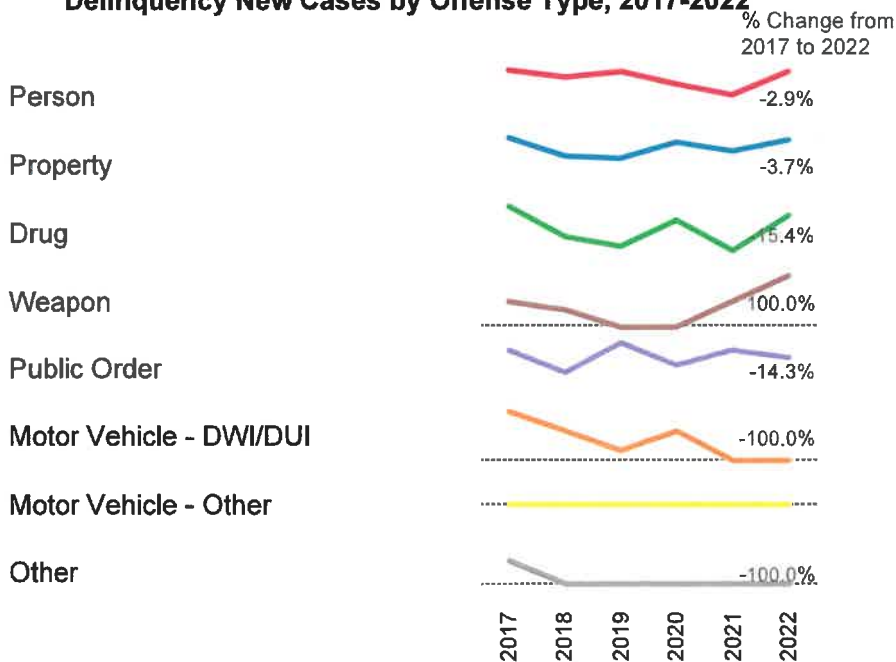


2022 Delinquency - New Cases by Offense Type

Case Type	Felony	Misdemeanor	Summary	Total	
Person	8	25	0	33	35.5%
Property	9	17	0	26	28.0%
Drug	1	21	0	22	23.7%
Weapon	0	6	0	6	6.5%
Public Order	1	4	1	6	6.5%
Motor Vehicle - DWI/DUI	0	0	0	0	0.0%
Motor Vehicle - Other	0	0	0	0	0.0%
Other	0	0	0	0	0.0%
Total	19	73	1	93	100.0%
	20.4%	78.5%	1.1%	100.0%	

Data provided by CPCMS

Delinquency New Cases by Offense Type, 2017-2022



Mifflin County

2022 Population estimate: 45,988

Class of County: 6th

No. of Common Pleas Court Judgeships: 2



2022 Juvenile Delinquency - Formal Dispositions

Begin Pending	29
Adjudicated Delinquent by a Judge	53
Adjudicated Delinquent by a Juvenile Court Hearing Officer	0
Warrant Returned	0
Other	0
Total Adjudicated Delinquent Cases	82
Warrant Issued	0
Court Supervision Terminated:	
Conditions Satisfied	15
Compelling Reasons	26
Reached Age 21	0
Transferred to Another Juvenile Court	0
Other	1
Total Adjudicated Delinquent Cases Terminated	42
End Pending	40

(R) - Revised
Data provided by CPCMS

Mifflin County

2022 Population estimate: 45,988

Class of County: 6th

No. of Common Pleas Court Judgeships: 2

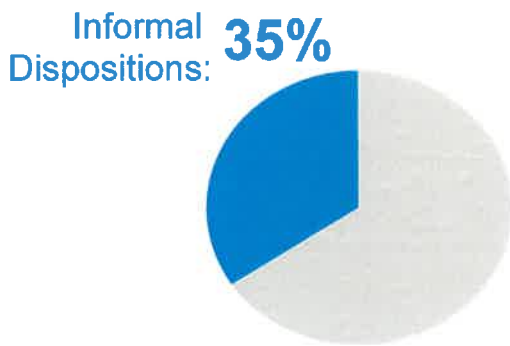


2022 Juvenile Delinquency - Informal Dispositions

Pending Consent Decrees	18
Pending Informal Adjustments	0
New Consent Decrees	28
New Informal Adjustments	0
Warrant Returned	0
Other	0
Cases Informally Disposed	46
Warrant Issued	0
Terminated by:	
Consent Decree Completed	26
Informal Adjustment Completed	0
Consent Decree Revoked	8
Informal Adjustment Program Revoked	0
Other	0
Total Informally Disposed Cases Terminated	34
End Pending	12

(R) - Revised

Data provided by CPCMS



Delinquency Cases are disposed either formally, at a proceeding held before a judge or hearing officer, or informally without a proceeding. Informal dispositions include informal adjustments supervised by a juvenile probation officer; consent decrees agreed upon with the District Attorney after a petition is filed; or other pre-petition process by the juvenile probation department.

Mifflin County

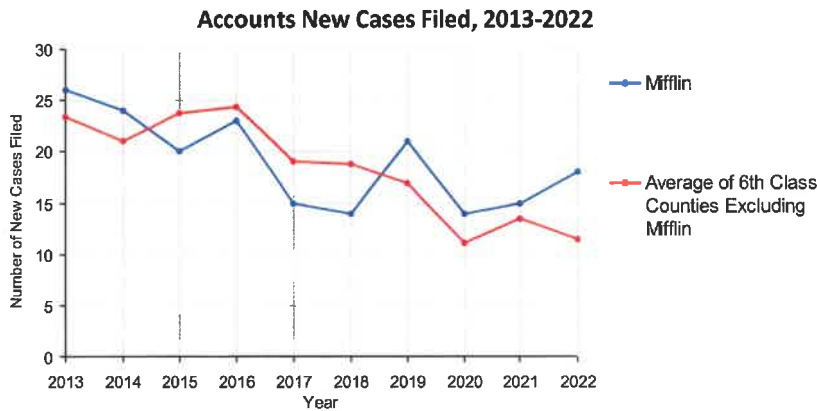
2022 Population estimate: 45,988

Class of County: 6th

No. of Common Pleas Court Judgeships: 2



2022 Accounts	No. of Cases	
Cases Pending 1/1/2022	3	
New Cases Filed in 2022	18	
Cases Available for Processing	21	
Processed By:		
Contested before a Judge	0	
Contested before a Non-Judicial Officer	0	
Uncontested	19	100.0%
Other	0	
Cases Processed	19	100.0%
Cases Pending 12/31/2022	2	

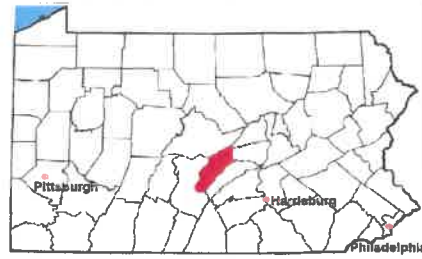


Mifflin County

2022 Population estimate: 45,988

Class of County: 6th

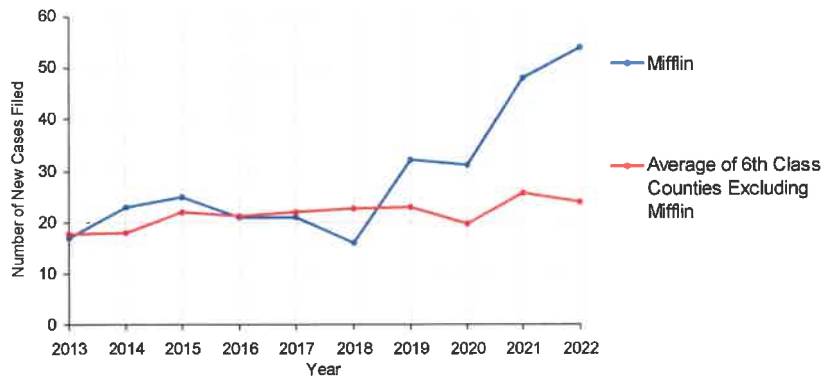
No. of Common Pleas Court Judgeships: 2



2022 Adoptions

		No. of Cases	
Cases Pending 1/1/2022		7	
New Cases Filed in 2022		54	
Cases Available for Processing		61	
Processed By:			
Contested before a Judge	Granted	3	5.9%
	Denied	0	
Uncontested	Granted	48	94.1%
	Denied	0	
Other		0	
Cases Processed		51	100.0%
Cases Pending 12/31/2022		10	

Adoptions New Cases Filed, 2013-2022



Mifflin County

2022 Population estimate: 45,988

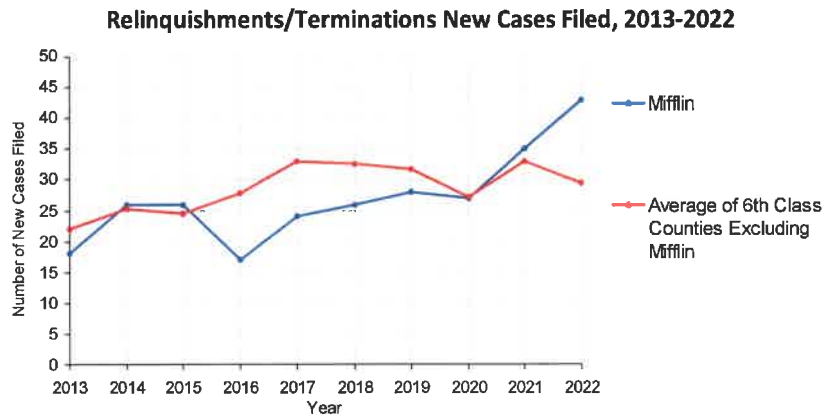
Class of County: 6th

No. of Common Pleas Court Judgeships: 2



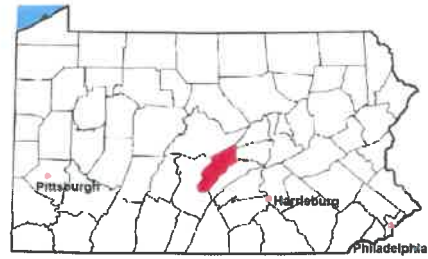
2022 Relinquishments/Terminations

	No. of Cases
Cases Pending 1/1/2022	10
New Cases Filed in 2022	43
Cases Available for Processing	53
Processed By:	
Contested before a Judge	15 34.9%
Uncontested	28 65.1%
Other	0
Cases Processed	43 100.0%
Cases Pending 12/31/2022	10

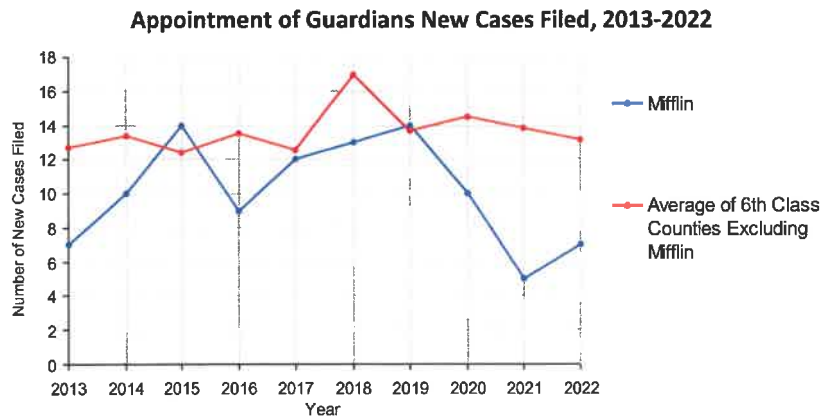


Mifflin County

2022 Population estimate: 45,988
 Class of County: 6th
 No. of Common Pleas Court Judgeships: 2



2022 Appointment of Guardians	No. of Cases
Cases Pending 1/1/2022	1
New Cases Filed in 2022	7
Cases Available for Processing	8
Processed By:	
Contested before a Judge	0
Uncontested	5 71.4%
Other	2 28.6%
Cases Processed	7 100.0%
Cases Pending 12/31/2022	1



Mifflin County

2022 Population estimate: 45,988
 Class of County: 6th
 No. of Common Pleas Court Judgeships: 2



2022 Jury Yield and Utilization

Jury Yield

Qualification Questionnaires/Summonses Mailed:	541	A		
Returned Undeliverable:	12	B	2.2%	Of Qualification Questionnaires/ Summonses Mailed
Not Responded to:	16	C	3.0%	
the Number of Prospective Jurors:				
Disqualified:	22	D	4.1%	
Exempted:	0	E		
Excused:	103	F	19.0%	
Deferred to New Term:	90	G	16.6%	
Deferred from Previous Term:	73	H	13.5%	
Total Number of Qualified Jurors Available for Service:	371	I	68.6%	

$I = A - B - C - D - E - F - G - H$

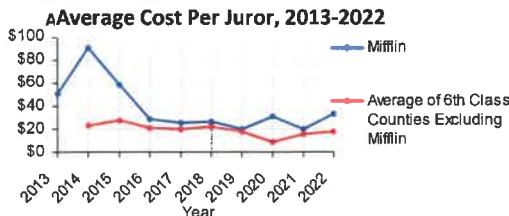
Jury Utilization

the Number of Jurors:			
Reporting for Service:	365	98.4%	Of Jurors Qualified and Available
Told Not to Report for Service:	0		
Sent to Courtroom for Jury Selection (Voir Dire):	471	129.0%	Of Jurors Reporting for Service
Impaneled or Sworn (jurors/alternates):	224	61.4%	
Removed for Cause/Hardship:	47		
Removed by Peremptory Challenge:	200		
Number of Jury Trials Started:	7		
Pool Days:	5		
Zero Panel Days	0		(Of Pool Days)

Jury Costs

Total Annual Budget for Juror Operations:	\$17,822.00	J
Average Cost Per Juror:	\$32.94	K

$K = J/A$



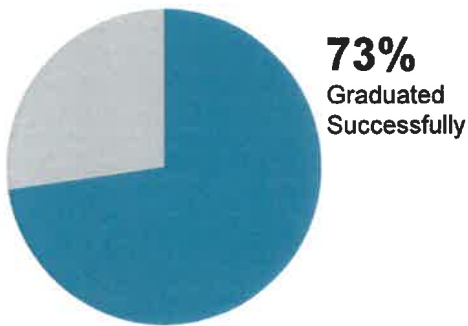
Mifflin County

2022 Problem Solving Courts

11 Discharges

15 Admissions

Of All Court Participants Discharged:



Adult Drug Court

15

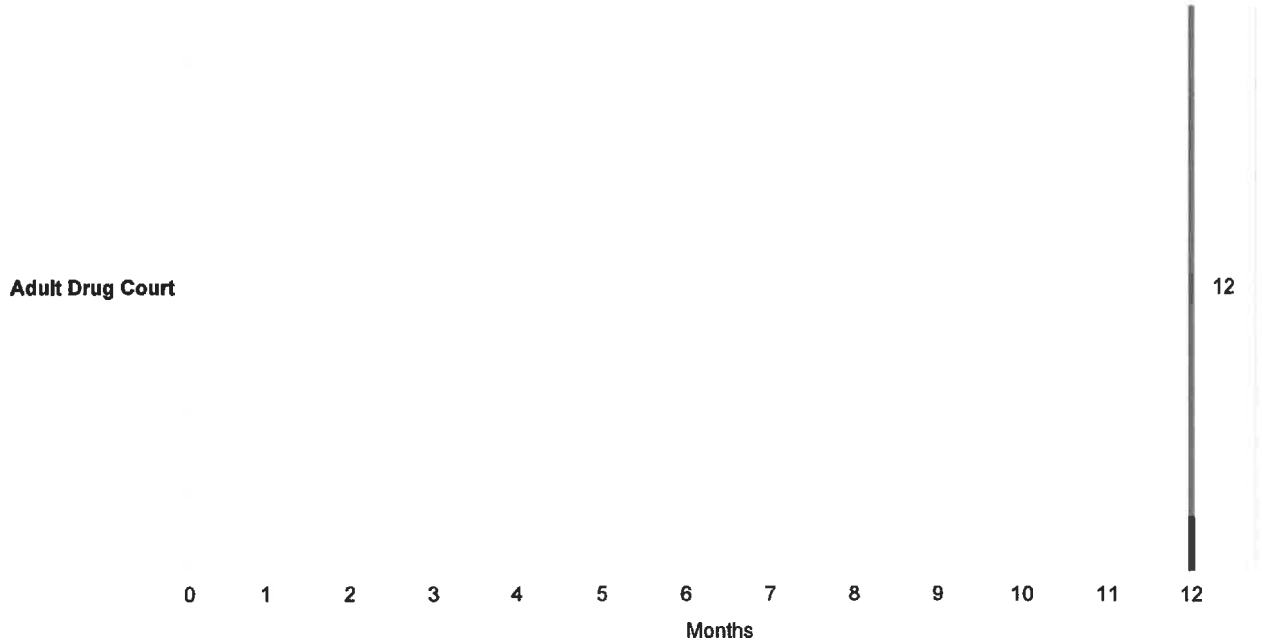
Discharge Reason

	Successfully Completed	Unsuccessful /Non-Compliant	Unsuccessful /Absconded	Other	Total Discharges
Adult Drug Court	8 (72.7%)	1 (9.1%)	1 (9.1%)	1 (9.1%)	11 (100.0%)

Mifflin County

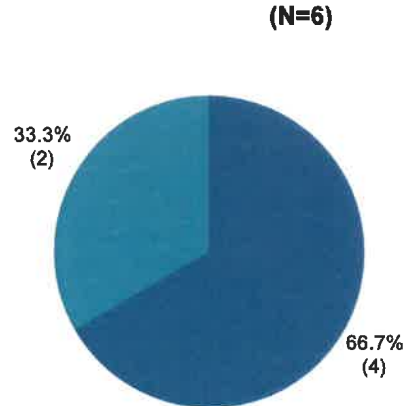

2022 Problem Solving Courts

Median Months from Admission to Discharge



Among successful graduates, there was a 50% increase in employment.

67% of the employed successful graduates were employed full time:



9% (1) of all participants have improved in education level at discharge.

■ Employed Full Time
■ Employed Part Time